

2-5-5

## DATA COMMUNICATIONS

A Registered SSI Unit of MPLUN Reg.No.D/C-J/LU/91/6933/15-10-91

Registered from Directorate of Employment & Training

Reg. No.Dist.Emp.OffTech.Reg.01/7001/13/8/91

Computer Software Education & Applications

127, Lordgunj, Jabalpur 482 002. Phone: 0761 – 4920402 Mo. 9300724768

### User Manual

#### Procedure of online examination form entry.

The full work is divided in two parts,

1. Examination fees payment.
2. Examination form entry.

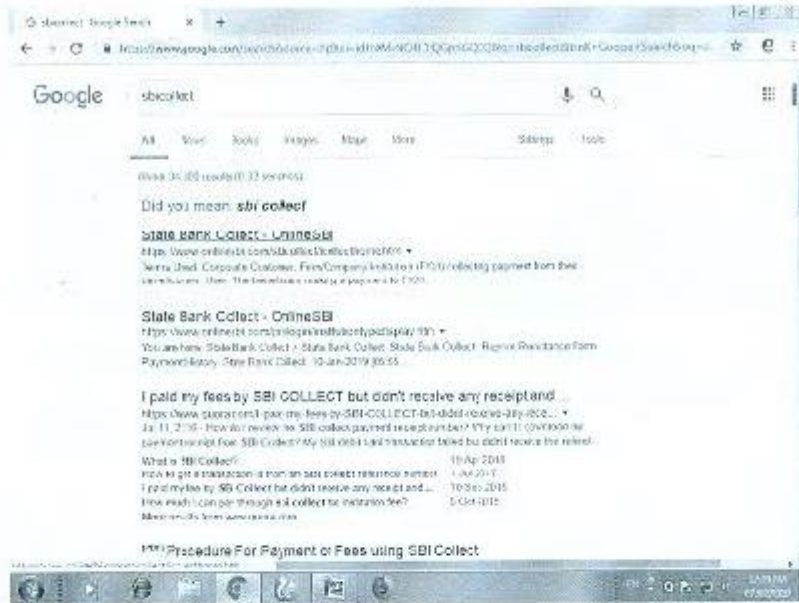
1. Examination fees payment: For this user has to go through SBI Collect fees deposit portal.

Follow the steps described below:

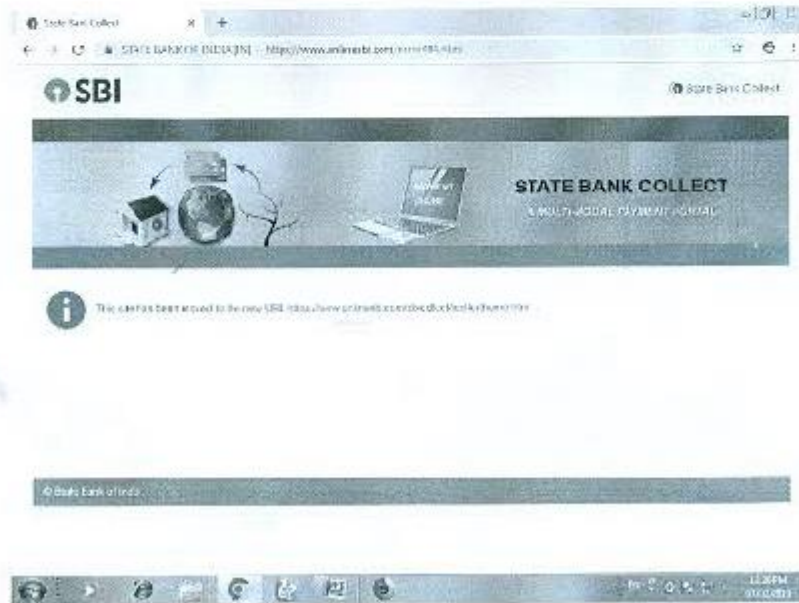
In Google search bar, type "SBI Collect" as shown in the following screen.



Click on "State Bank Collect - OnlineSBI" (The second link in the following picture)

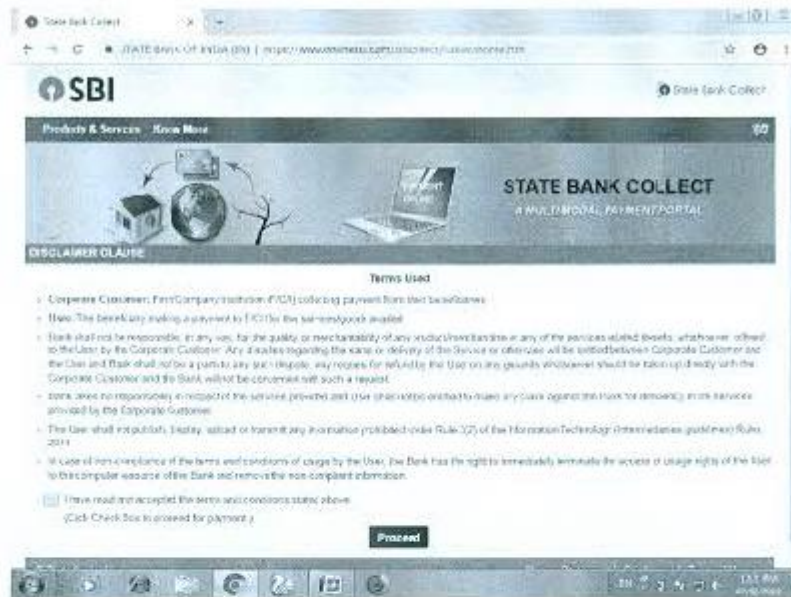


The following Display will appear on the screen. In this display, user has to click on the URL shown on screen.



This will open the following display of State Bank Collect on the screen.

Here, user has to click on "Proceed" button.

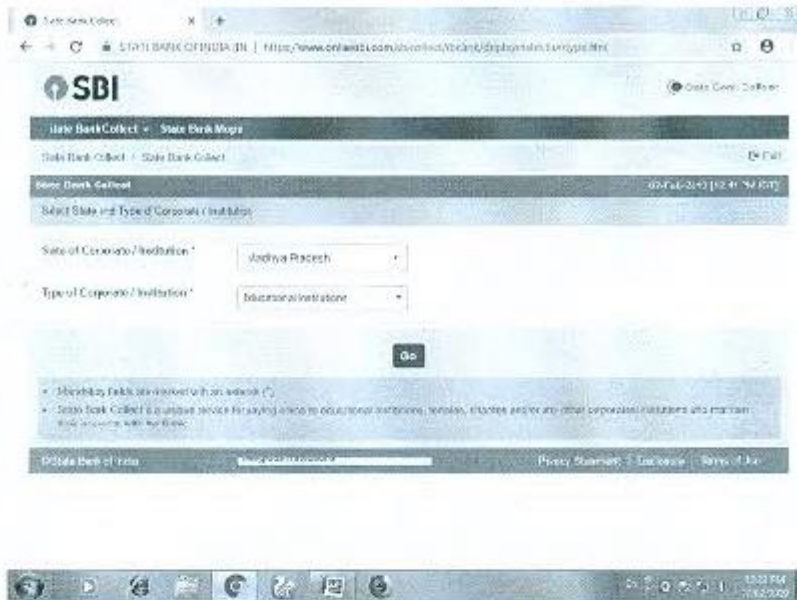


Now follow the steps below:

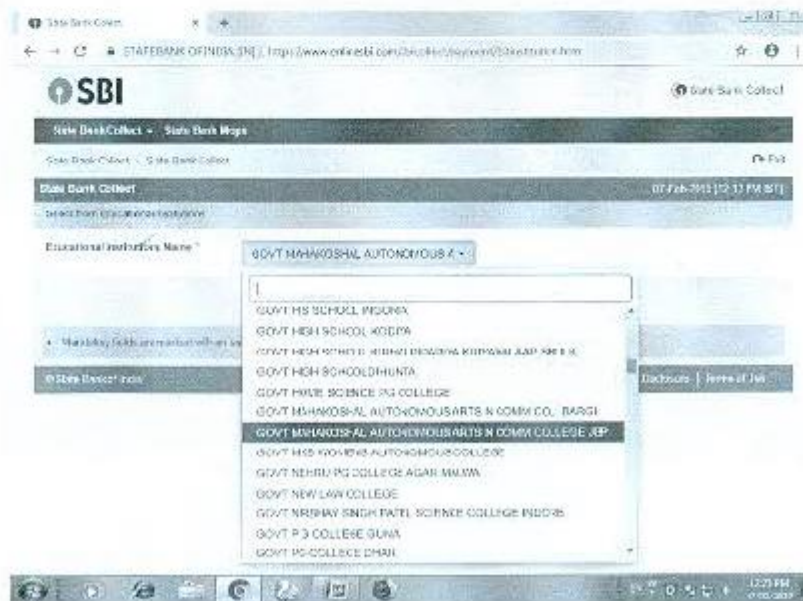
1. Select state as "Madhya Pradesh" -> 2. Select "Educational Institutions"(As shown in the next display)



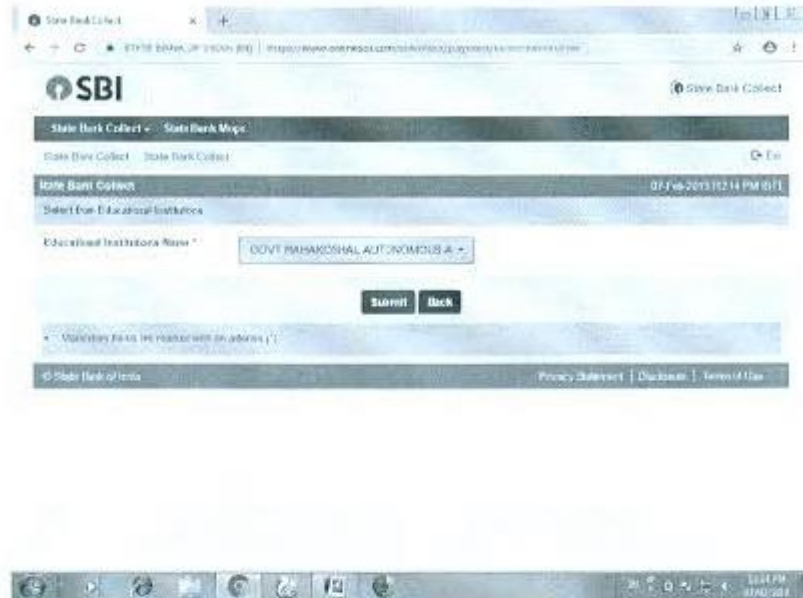
After selection click "Go" button in the following display.



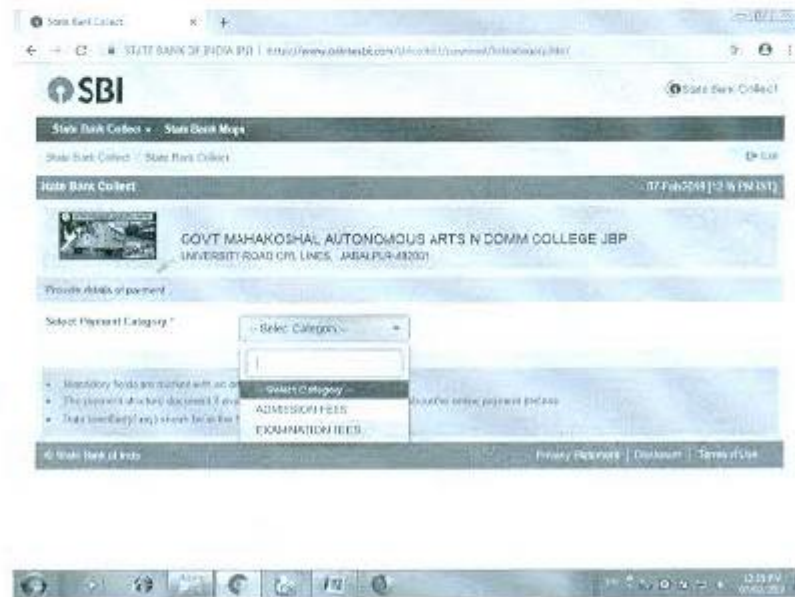
After clicking "Go" button the following display will appear on screen and here user has to select College Name i.e. "Govt. Mahakoshal Autonomous Arts & Commerce College, Jbp."



And then click on "Submit" button.



Then the following display will appear on the screen. Here user has to select Examination Fees.



Now user has to fill all the required details as asked on the screen.

The image shows two screenshots of a web browser displaying the SBI Collect payment form. The top screenshot is from the State Bank of India website, showing the header for 'GOVT MAHAKOSHAL AUTONOMOUS ARTS N COMM COLLEGE JBP' and a form titled 'Provide details of payment'. The form includes fields for 'Select Payment Category' (set to 'EXAMINATION FEES'), 'NAME OF STUDENT', 'FATHER NAME', 'CLASS', 'ROLL NO.', 'ENROLLMENT N', 'CATEGORY', 'DATE OF BIRTH', 'EXAM', 'OTHER', and a 'Remarks' field. A note below the form states: 'Please enter your Name, Date of Birth (For Personal Banking) / Incorporation (For Corporate Banking) & Mobile Number. This is required to send your receipt (transaction/PDF) back to the user email.' The bottom screenshot shows the same form with the 'Name', 'Date of Birth', 'Mobile Number', and 'Enter the text as shown in the image' fields filled out. The 'Enter the text as shown in the image' field contains the number '51A63'. At the bottom of the form, there are 'Submit', 'Reset', and 'Back' buttons.

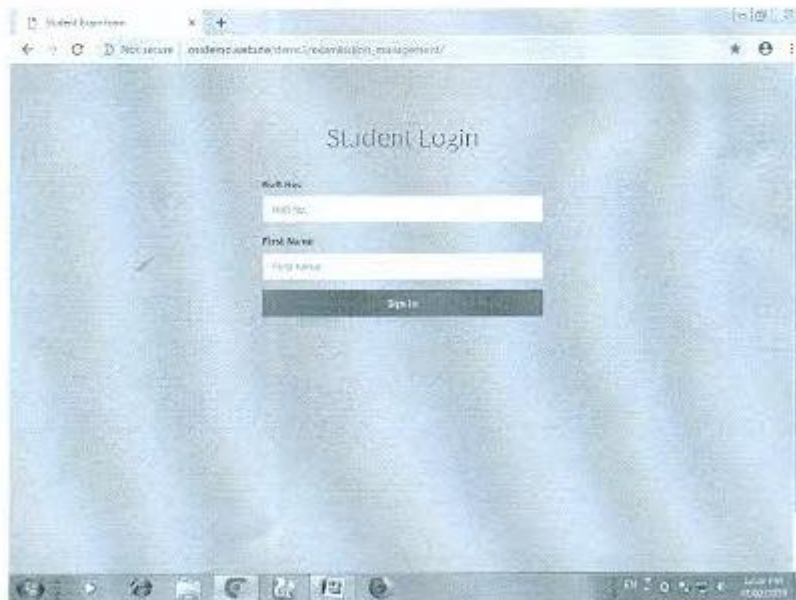
After clicking submit button. User has to take the print of the fees paid.

This is the end of Part One - Payment of examination fees through SBI Collect.

2. Examination form entry. : In Address bar, type "ossdemo.webs te/demo1/examination\_management"; shown in the following screen.



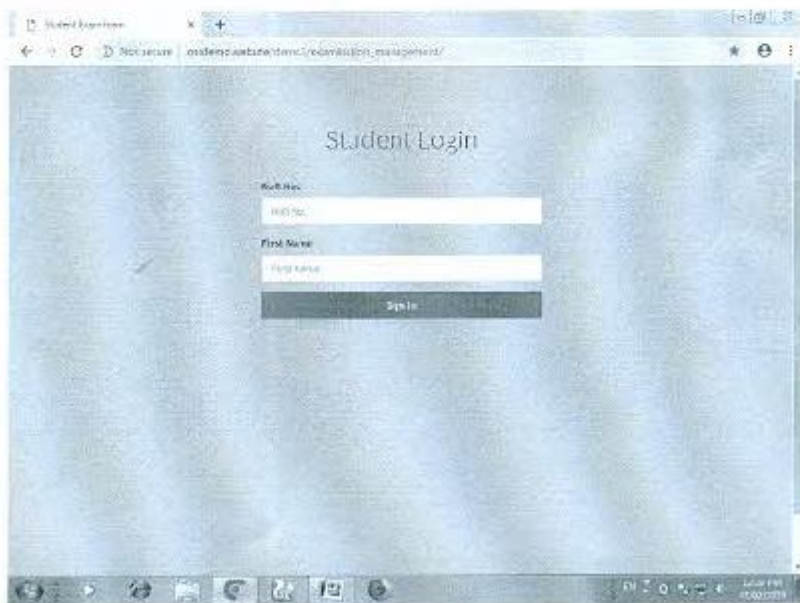
The following display will appear on screen for login



2. Examination form entry : In Address bar, type "ossdemo.webs te/demo1/examination\_management" : shown in the following screen.



The following display will appear on screen for login

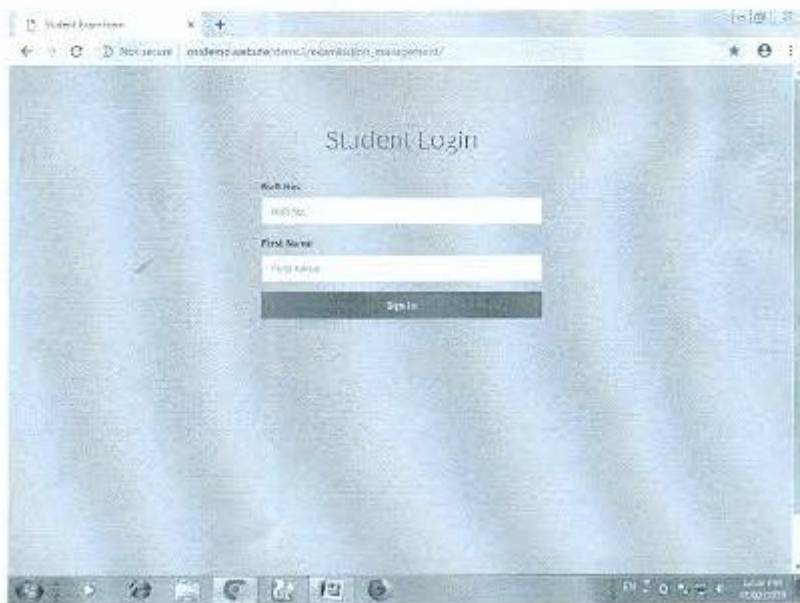




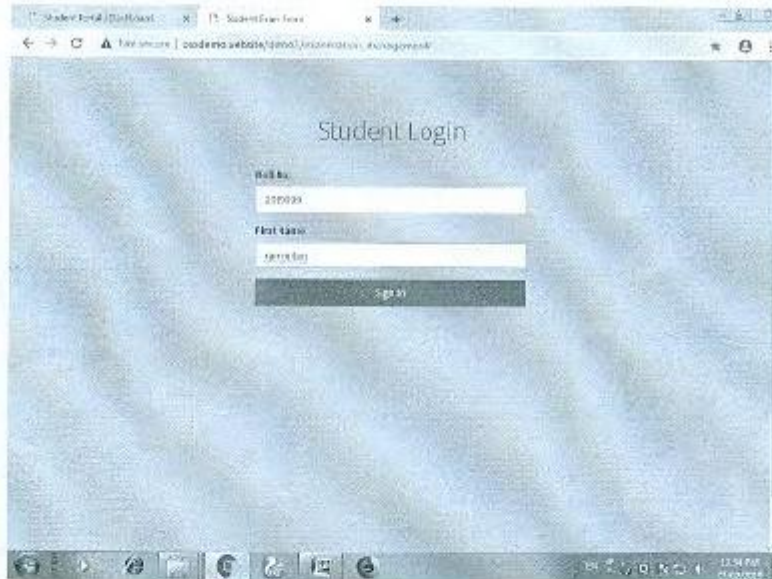
2. Examination form entry : In Address bar, type "ossdemo.webs te/demo1/examination\_management" : shown in the following screen.



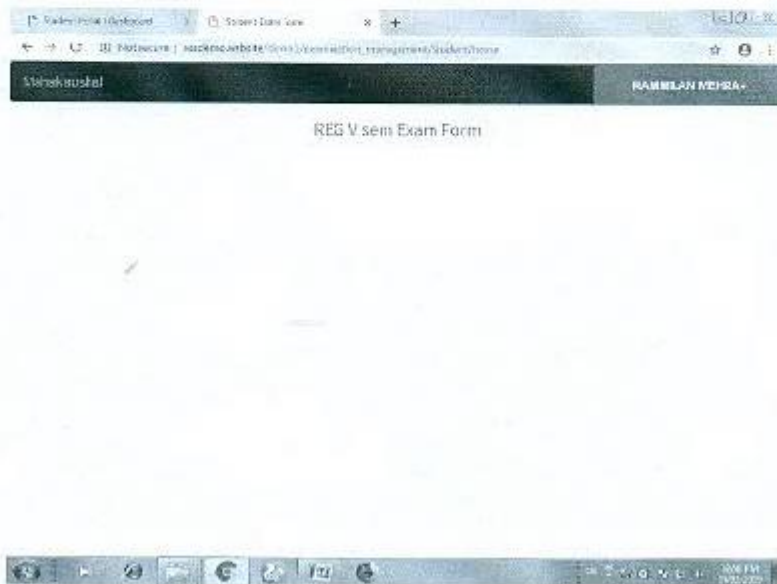
The following display will appear on screen for login



Here user has to type Roll No & First Name (as displayed in the following display). Click "Sign In".



Then the option for form filling will be displayed on the screen (as displayed in the following display)  
Depends on the user, one or more forms may be displayed (for more classes, as in ATKT system). Here, displayed for Semester V.



Now click on the option displayed. (Here "REG V sem Exam Form")

The following display will appear on the screen and user has to fill all the required columns.

**Exam Form/परीक्षा फॉर्म**

Reg./पंजीन नं./ Ex Student: [Blank]      Date/दिनांक: [Blank]

Roll No./रोल नं.: 2103993      Enrollment No./पंजीन नं.: R190023029154

Class/कक्षा: 9A      Semester/सेमेस्टर: 1

Exam Medium/परीक्षा माध्यम: Hindi Language      Class/कक्षा: 9A      Mother lang./मातृभाषा: [Blank]

Nationality/राष्ट्रियता: [Blank]      Date of Birth/जन्म तिथि: 10/05/17      Mobile No./मोबाइल नं.: 994403721

Student Name/छात्र का नाम: [Blank]      First Name/पहला नाम: ANANDU      Middle Name/मध्य नाम: [Blank]      Last Name/पिता का नाम: VERMA

Some of the columns are previously filled (subject/paper titles etc.).

RAMBLAN      BIRSA

Father's/Husband Name/पिता/पति का नाम: [Blank]

Mother Name/माता का नाम: [Blank]

Permanent Address/स्थायी पता: VILLAGE BANHORI POST GUBANKALAN THE SHAKURA

**Exam Subject/परीक्षा विषय**

Sl. No.	Subject
1	A. MORAL VALUES & B. LANGUAGE
2	BASICS OF COMPUTER & INFORMATION TECHNOLOGY
3	GEOGRAPHY
4	POLITICAL SCIENCE
5	SOCIOLOGY

As per condition: The information given by me in the application form is completely true, I have reviewed this, we and I take all the risks valid. The college will have the right to cancel the examinations if the above information is falsified and violation of the fees rules by me.

Enter the fees details in the required columns and click submit button.

शुद्धता: 1. अधिकांश मामलों में परीक्षा शुल्क से संबंधित सूचनाएं प्राप्त हैं, और अधिकांश मामलों में वास्तविक रूप से शुल्क का शुद्ध प्रमाण प्रस्तुत है।  
अंशगणना: 2. अधिकांश मामलों में परीक्षा शुल्क का प्रमाण प्रस्तुत करने के लिए परीक्षा शुल्क प्रमाणपत्र प्रस्तुत करने के लिए।

At examination: I certify that I have completed this examination by completing the OBE / Project work this year.  
समय: 3. अधिकांश मामलों में परीक्षा शुल्क का प्रमाण प्रस्तुत करने के लिए परीक्षा शुल्क प्रमाणपत्र प्रस्तुत करने के लिए।

The certificate required to enter the examination is enclosed as per the rules.  
शुद्धता: 4. अधिकांश मामलों में परीक्षा शुल्क का प्रमाण प्रस्तुत करने के लिए परीक्षा शुल्क प्रमाणपत्र प्रस्तुत करने के लिए।

Note: 1- If the examinee misinformation or hides the necessary information, then his examination will be canceled and he will be denied any examination for one or more years.  
समय: 2. अधिकांश मामलों में परीक्षा शुल्क का प्रमाण प्रस्तुत करने के लिए परीक्षा शुल्क प्रमाणपत्र प्रस्तुत करने के लिए।

2: Submit the required certificates along with the full filled application form, along with a copy of the examination fee receipt, in the examination cell.  
शुद्धता: 3. अधिकांश मामलों में परीक्षा शुल्क का प्रमाण प्रस्तुत करने के लिए परीक्षा शुल्क प्रमाणपत्र प्रस्तुत करने के लिए।

3: Regular / former and ATICT exams are filed separately and submitted.  
शुद्धता: 4. अधिकांश मामलों में परीक्षा शुल्क का प्रमाण प्रस्तुत करने के लिए परीक्षा शुल्क प्रमाणपत्र प्रस्तुत करने के लिए।

Find Student/Exam Form

Exam Fee (₹): [ ]      Exam Fee (₹): [ ]      Receipt No. (₹): [ ]

Upload Photo:  
Choose File | No file chosen

SUBMIT

This ends the form filling procedure.

Admit card printing option will appear as in the following display. Click the option displayed.

NOTE: For printing the admit card after form filling or on user login (for filled form)

Nishu, Anshu      ANISHU, ANSHU

REGV Semester Download your admit card

After clicking Admit card will appear on screen.

शासकीय महाविद्यालय कला एवं वाणिज्य दशरथरी  
महाविद्यालय  
जयलपुर (म.प्र.)  
(नेक द्वारा प्रदत्त ग्रेड B++)  
जयपुर - नई दिल्ली (दूरदर्शी प्रणाली पर आधारित)  
Admit Card नं. - एच

Main/आर/विद्यार्थी REG  
Roll No/रोल नं. 1016008

Enrollment no./वि. नं. प्रवेश  
नं. 17100000000000

Exam Year/परीक्षा वर्ष: Dec 2018

Mrs/Ms/महो/महोदय/श्रीमती  
ASHISH JAIN

  
Class Name/वि. का नाम:  
B.COM.

Semester: V

Father's/Husband Name/  
पिता/पति का नाम:  
KUNAL JAIN

निम्नलिखित सभी को प्रदर्शित करने से परहेज करना।

Subject/विषय & विषय	
1. A. MORAL VALUES & B. LANGUAGE	2. BASICS OF COMPUTER & INFORMATION TECHNOLOGY
3. INCOME TAX LAWS & PRACTICE	4. MANAGEMENT ACCOUNTING

Exam Year/परीक्षा वर्ष: Dec 2018

Mrs/Ms/महो/महोदय/श्रीमती  
RAJESH KUMAR JAIN

Semester: V

Father's/Husband Name/  
पिता/पति का नाम:  
RAJESH KUMAR JAIN

निम्नलिखित सभी को प्रदर्शित करने से परहेज करना।

Subject/विषय & विषय	
1. A. MORAL VALUES & B. LANGUAGE	2. BASICS OF COMPUTER & INFORMATION TECHNOLOGY
3. INCOME TAX LAWS & PRACTICE	4. MANAGEMENT ACCOUNTING
5. PRINCIPLE OF MARKETING	

  
Chairman of Examinations  
शासकीय महाविद्यालय कला  
एवं वाणिज्य दशरथरी  
जयपुर

आप सभी को प्रकाश करने के लिए, प्रत्येक परीक्षा वर्ष प्रकाश कराया जा रहा है।

Click "Print" icon to Print the Admit Card.